

Netting Installation Made Easy

Bird Netting is one of the most popular methods used for protecting structures against all common species of urban bird pests. Its success is due principally to the fact that, if it is installed correctly then it is virtually the only system that can be used with confidence in places subject to high levels of bird infestation and where birds are roosting at night.



BEFORE



DURING



AFTER

Translucent netting lifted off the roof using a box section roof mount

Bird netting is very versatile as it can be used at all angles for proofing a wide variety of structures, from small perches to complete building facades or roofs. The square mesh running vertically and horizontally ensures that the netting is virtually invisible when installed correctly. The bird netting is completely humane and cannot physically harm the birds in any way, it simply deters them, so they move on to perch somewhere else.

All the nets come in stock sizes of 5m x 5m, 5m x 10m, 10m x 10m, 10m x 15m, 20m x 20m and are available in three colours, black, translucent or stone

25% discount is applied to all stock net orders. We also offer no-flame netting, for use over areas which may get extremely hot.

Cut-to-size nets are available. Please call our sales team on 0845 6020806 for a competitive quotation.

As well as high quality netting we also supply a comprehensive range of fixings. The choice of fixing will vary dependant on the quality of material, the type of substrate that it is being fixed to, the size of the net, installation time and costs.



An example of a chimney net



An example of netting used to protect a balcony.

Most of the fixings are available in both our Professional and Budget ranges.

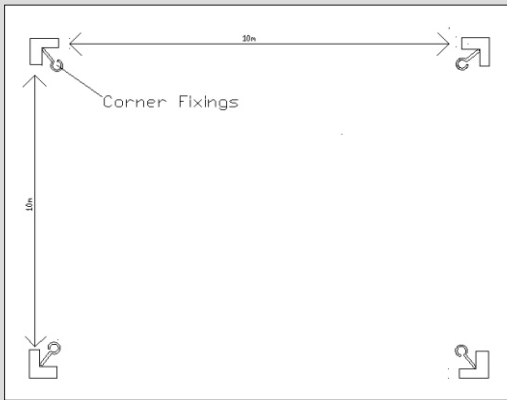
Our Professional Range:-

As the name suggests, this range includes all of the products typically bought by industry professionals for superior installations. Our professional range provides you with high quality products, the metal fixings and wire rope are made from stainless steel. The fixings in this range are discreet and unobtrusive to the casual observer. When installed correctly, these products have been proven to have a life expectancy in excess of 10 years under normal UK weather conditions. More sophisticated tools are required for this range, please call our sales team should you require any help with making your selection.

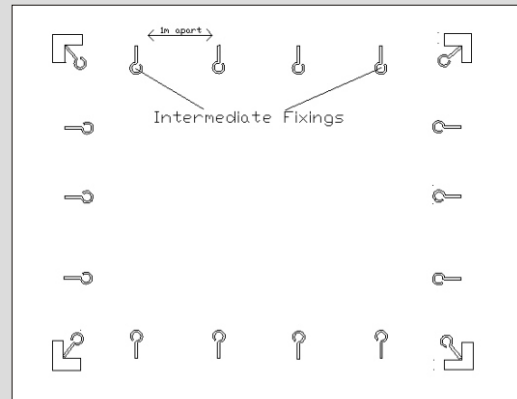
Our Budget Range:-

This range enables you to install a low cost solution. The metal fixings and wire rope in this range are made from galvanised or zinc-plated steel, which is cheaper and has a slightly shorter life span than those in the professional range.

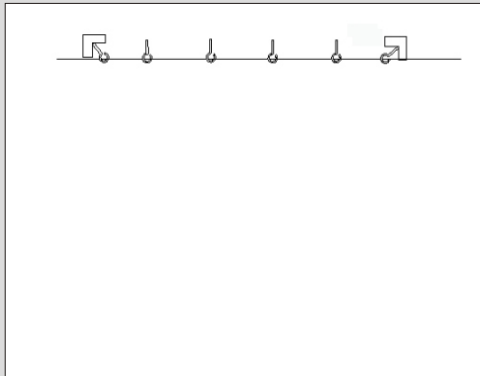
Principals for Installing a 10m x 10m Net



STEP 1: Drill holes and install corner fixings at every corner, or at every 10m along a straight run.



STEP 2: Drill holes and fit intermediate fixings at 1m intervals for 50mm and 75mm mesh, 0.5m for 40mm and 28mm mesh and 0.3m for 19m mesh, in a straight line between the corner fixings



STEP 3: Run 10m of wire rope through the fixings of one side.



STEP 4: Loop one of the wire ends through the corner fixing and secure with either 2 copper ferrules or 2 wire rope grips.



STEP 5: Hook an opened Barrell Strainer to the other corner fixing and thread the free end of the wire rope through the eye. Pull the rope tight. Secure using 2 copper ferrules or 2 wire rope grips.




STEP 6: Tension the wire by tightening the barrell strainer.

REPEAT STEPS 3 TO 6 FOR THE OTHER 3 SIDES OF THE AREA



STEP 7: To attach the net to the rope, attach one corner of the net to the corner fixing using a netting corner tie. When you reach each corner ensure that a netting corner tie is installed around the mesh and the corner fixing.



STEP 8: Hogging every mesh to the wire rope ensuring that the net is pulled tight and is square.

TRIM OFF ANY SURPLUS NET TO COMPLETE YOUR INSTALLATION

For nets larger than 10m x 10m

The only major difference for installing a larger net, is that you will need to install corner fixings every 10m to spread the weight of the net. You may also need to install additional cross wires to prevent the net from sagging in the middle.

Essential Products for Correct, Efficient Net Installation

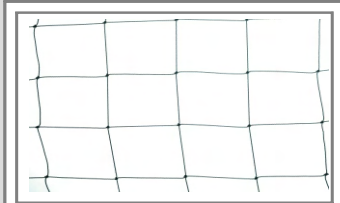
For any net installation, regardless of size you will require the following products:

- Netting
- Wire Rope and Tensioning Products
- Corner and Intermediate fixings
- Cable-to-net-fixings
- Tools

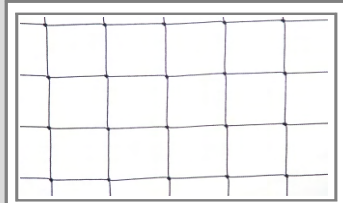


It is also important that the correct tools are used to make the process very efficient.

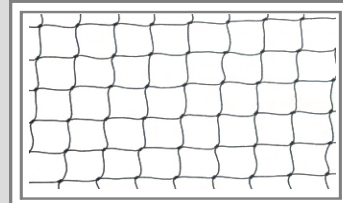
Netting




75mm Seagull Net - Available in Translucent, Black, Stone & No Flame



50mm Pigeon Net - Available in Translucent, Black & Stone & No Flame



28mm Starling Net - Available in Black, Stone, Translucent & No Flame




19mm Sparrow Net - Available in Translucent, Black, Stone & No Flame

All our nets are manufactured from knotted polyethylene which does not absorb water, so it does not stretch and is chemically inert. All of our nets are UV light stabilised for use in direct sunlight all over the globe. As an indication it is likely to resist UV degradation in average UK sunlight conditions in excess of 10 years.


The nets are constructed from monofilaments designed specifically for bird net systems. They are extruded to 0.3mm thick. They are then twisted into a twine which is either 12/4, 12/6 or 12/9 strands thick depending upon the mesh size of the net.

All of our netting comes in no-flame should you require it, and is available in black with a coloured fleck. It is designed to provide a cost-effective and safe solution for use in areas where people or combustible materials would be at risk, e.g. over fire escapes, under canopies and in warehouses. A no flame net will shrink away from the flame reducing the amount of molten debris, to minimise fire spread. It meets the performance specification BS5867.


Seagull Netting - 75mm mesh




75mm Black



75mm Translucent




75mm Stone




75mm No Flame

| Product No. | Description | Unit |
|--------------------|-----------------------------|----------------|
| NET75MM | 75mm Seagull Net | m ² |
| NETNF75MM | 75mm Seagull Net - No-Flame | m ² |


Pigeon Netting - 50mm mesh




50mm Black



50mm Translucent



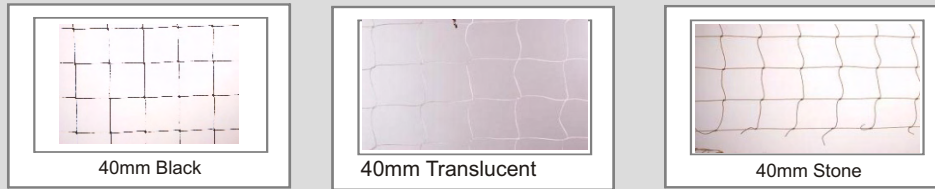
50mm Stone



50mm No Flame


| Product No. | Description | Unit |
|--------------------|----------------------------|----------------|
| NET50MM | 50mm Pigeon Net | m ² |
| NETNF50MM | 50mm Pigeon Net - No-Flame | m ² |

Pheasant Netting - 40mm mesh




| Product No. | Description | Unit |
|-------------|-------------------|----------------|
| NET40MM | 40mm Pheasant Net | m ² |

Starling Netting - 28mm mesh



| Product No. | Description | Unit |
|-------------|------------------------------|----------------|
| NET28MM | 28mm Starling Net | m ² |
| NETNF28MM | 28mm Starling Net - No-Flame | m ² |



Sparrow Netting - 19mm mesh



| Product No. | Description | Unit |
|-------------|-----------------------------|----------------|
| NET19MM | 19mm Sparrow Net | m ² |
| NETNF19MM | 19mm Sparrow Net - No-Flame | m ² |

Cable & Tensioning

It is important to use a properly tensioned suspension system holding the net tightly against the structure being proofed. This is achieved by using wire rope around the perimeter of the area, using corner and intermediate fixings. The wire rope is then tensioned using barrell strainers. The wire is formed into loops and attached using either copper ferrules or wire rope grips. The wire rope and tensioning products are available in either Professional (stainless steel) or Budget (Galvanised).



Budget Range

| Product No. | Description | Unit |
|-------------|------------------------------|---------|
| NF137 | Galvanised Wire Rope | 50m |
| NF138 | Galvanised Wire Rope | 250m |
| NT120 | Budget Cutters | each |
| NF140 | Wire Rope Grips | pack 20 |
| NT121 | Wire Rope Grip Nut spinner | each |
| NF142 | Galvanised Barrell Strainers | each |

Professional Range


| Product No. | Description | Unit |
|-------------|-----------------------------------|----------|
| NF135 | Stainless Steel Wire Rope | 50m |
| NF136 | Stainless Steel Wire Rope | 250m |
| NT119 | Felco Cutters | each |
| NF139 | Copper Ferrules | pack 100 |
| NT118 | Ratchet Crimp Tool | each |
| NF141 | Stainless Steel Barrell Strainers | each |

Corner Fixings

The weight of the net is carried by the corner fixings so it is important to ensure you chose the appropriate fixings, depending on what material you are fixing these to. The fixings will vary for Masonry, Timber, Cladding and Steel work and often they are available in either galvanised or stainless steel.

These fixings are placed wherever the straining wire turns a corner and at 10m intervals on straight runs.

Corner Products for Masonry & Timber



Corner Eye Bolts



Straight Shank Drill Bit - 10mm



SDS Drill Bit - 10mm

Budget Range

| Product No. | Description | Unit |
|-------------|-------------------------------|---------|
| NF147 | Galvanised Corner Eye Bolts | pack 10 |
| NT130 | 10mm Straight Shank Drill Bit | each |
| NT131 | 10mm SDS Drill Bit | each |


Professional Range

| Product No. | Description | Unit |
|-------------|----------------------------------|---------|
| NF145 | Stainless Steel Corner Eye Bolts | pack 10 |
| NT130 | 10mm Straight Shank Drill Bit | each |
| NT131 | 10mm SDS Drill Bit | each |


Corner Products for Steel Work & Cladding



Beam Clamp - 20mm



Cladding Bolt



Beam Bolt

Budget Range

| Product No. | Description | Unit |
|-------------|-------------------------------|---------|
| NF159 | Galvanised Beam Clamps - 20mm | pack 10 |
| NF162 | Galvanised Beam Bolt | pack 10 |
| NF164 | Galvanised Cladding Bolt | pack 10 |

Professional Range

| Product No. | Description | Unit |
|-------------|------------------------------------|---------|
| NF160 | Stainless Steel Beam Clamps - 20mm | pack 10 |
| NF161 | Stainless Steel Beam Bolt | pack 10 |
| NF163 | Stainless Steel Cladding Bolt | pack 10 |

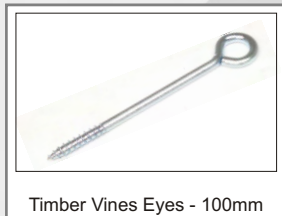
Intermediate Fixings

These are used for holding the straining wire close to the structure to ensure the netting is an effective deterrent. These should be spaced at 1m intervals for 75mm and 50mm mesh, 0.5m for 40mm and 28mm mesh and 0.3m for 19mm mesh, along the whole perimeter of the netting. Available in Galvanised and Stainless steel it is important to know what structure you will be fixing these to, to purchase the appropriate fixings.

Intermediate Fixings for Masonry and Timber



Screw Eyes



Timber Vines Eyes - 100mm



Screw Pin



6mm Straight Shank Drill Bit



6mm SDS Drill Bit

Budget Range

| Product No. | Description | Unit |
|-------------|--|----------|
| NF144 | Galvanised Screw Eyes - 45mm | pack 100 |
| NF165 | Galvanised Vine Eyes - 75mm | pack 100 |
| NF166 | Galvanised Vine Eyes - 100mm | pack 100 |
| NF146 | Red wall Plugs for use with Screw Eyes and Vine Eyes | pack 100 |
| NT128 | 6mm Straight Shank Drill Bit | each |
| NT129 | 6mm SDS Drill Bit | each |

Professional Range

| Product No. | Description | Unit |
|-------------|--|----------|
| NF143 | Stainless Steel Screw Eyes - 45mm | pack 100 |
| NF167 | Stainless Steel Vine Eyes - 100mm | pack 100 |
| PW211 | Stainless Steel Screw Pin for Timber | pack 10 |
| NF146 | Red wall Plugs for use with Screw Eyes and Vine Eyes | pack 100 |
| NT128 | 6mm Straight Shank Drill Bit | each |
| NT129 | 6mm SDS Drill Bit | each |

Intermediate Products for Steel Work



Galvanised Beam Clip 2-3mm



Stainless Steel Beam Clip 14-20mm

Budget Range

| Product No. | Description | Unit |
|-------------|---|----------|
| NF168 | Galvanised Hammer on Beam Clips 2-4mm | pack 100 |
| NF169 | Galvanised Hammer on Beam Clips 5-9mm | pack 100 |
| NF170 | Galvanised Hammer on Beam Clips 10-16mm | pack 100 |
| NF171 | Galvanised Hammer on Beam Clips 17-20mm | pack 100 |


Professional Range

| Product No. | Description | Unit |
|-------------|--|----------|
| NF172 | Stainless Steel Hammer on Beam Clips 3-8mm | pack 100 |
| NF173 | Stainless Steel Hammer on Beam Clips 8-14mm | pack 100 |
| NF174 | Stainless Steel Hammer on Beam Clips 14-20mm | pack 100 |

Intermediate Products for Cladding



Angle Brackets



Self Drill Screws



Rubber Bonded Washers



Net Guides



Hex Drive Socket

Budget Range

| Product No. | Description | Unit |
|-------------|-----------------------------------|----------|
| NF175 | Galvanised Angle Brackets | pack 100 |
| NF176 | Galvanised Self Drill Screws 25mm | pack 100 |
| NF177 | Galvanised Rubber Bonded Washers | pack 100 |
| NT132 | 8mm Hex Drive socket | each |

Professional Range

| Product No. | Description | Unit |
|-------------|---|----------|
| NF178 | Stainless Steel Angle Brackets | pack 100 |
| NF179 | Stainless Steel Self Drill Screws 25mm | pack 100 |
| NF180 | Stainless Steel Rubber Bonded Washers | pack 100 |
| NF181 | Stainless Steel Net Guides - For use with Self Drill Screws | pack 100 |
| NT132 | 8mm Hex Drive socket | each |

Cable To Net Products

The net is attached to the wire rope using hog ring staples, available in either Stainless Steel or galvanised. You will require a hog ring stapler to use these.



Hog Rings



Hog Ring Stapler



Pneumatic Hog Ring Stapler



Battery Hog Ring Stapler



Netting Corner Ties

Budget Range

| Product No. | Description | Unit |
|-------------|-----------------------------|-----------|
| NF152 | Galvanised Hog Ring staples | Box 500 |
| NF153 | Galvanised Hog Ring staples | Box 1,000 |
| NF154 | Galvanised Hog Ring staples | Box 2,500 |
| NT122 | Hog Ring Stapler | each |
| NF148 | Netting Corner Ties | pack 100 |

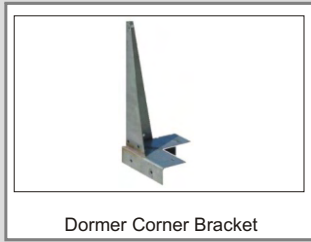
Professional Range

| Product No. | Description | Unit |
|-------------|--|------------|
| NF149 | Stainless Steel Hog Ring Staples | Box 500 |
| NF150 | Stainless Steel Hog Ring Staples | Box 1,000 |
| NF151 | Stainless Steel Hog Ring Staples | Box 2,500 |
| NT122 | Hog Ring Stapler | each |
| NT155 | Battery Hog Ring Staples -Stainless Steel | Box 10,000 |
| NT123 | Battery Hog Ring Stapler | each |
| NF156 | Pneumatic Hog Ring Staples | 10,000 |
| NT124 | Pneumatic hog Ring Stapler Requires Hose and Compressor (not supplied) | each |


Roof Brackets

Our range of roofing products ensure that the netting is sufficiently raised above the roof. Brackets are available for both residential or commercial properties, all designed in stainless or galvanised steel. The dormer roof brackets will pierce the roof, so it is important to use a sealant to prevent leakage. Coach bolts are required for these and are not included. As an alternative we sell a box section non piercing roof mount, which is available in either 50cm, or 100cm heights. The non piercing roof mounts are ideal for commercial solutions and are available in either 1m or 2m heights, with a 2 slab or 4 slab option. The paving slabs are essential for weighting down the mounts. Paving slabs are not provided.


Domestic Roof Brackets



Dormer Corner Bracket




Dormer Intermediate Brackets




Box section non piercing

| Product No. | Description | Unit |
|-------------|---|------|
| NF182 | Corner Roof Brackets - Seagull 360mm High | each |
| NF183 | Intermediate Roof Bracket - Seagull 360mm High | each |
| NF184 | Box section roof Mount - 50cm | each |
| NF185 | Box section Roof Mount - 100cm | each |


Commercial Roof Brackets



2 Slab Roof Mount




4 Slab Roof Mount



4 Slab Ridge Mount

| Product No. | Description | Unit |
|-------------|--|------|
| NF186 | Non Piercing Roof Mount - 1m High 2 Slab (Paving Slabs not included) | each |
| NF188 | Non Piercing Roof Mount - 2m High 2 Slab (Paving Slabs not included) | each |
| NF187 | Non Piercing Roof Mount - 1m High 4 Slab (Paving Slabs not included) | each |
| NF189 | Non Piercing Roof Mount - 2m High 4 Slab (Paving Slabs not included) | each |
| NF190 | Non Piercing Ridge Mount - 1m High 4 Slab (Paving Slabs not included) | each |
| NF191 | Non Piercing Ridge Mount - 2m High 4 Slab (Paving Slabs not included) | each |

Additional Tools




Sprung Net Shears




Wire Rope Dispenser

| Product No. | Description | Unit |
|-------------|--|------|
| NT125 | Sprung Net shears | each |
| NT134 | Wire Rope Dispenser <i>Wire Rope not included</i> | each |



2 Slab Roof Mounts




Ridge Mount


Specialist Products

Our specialist products include, slate brackets for placing between roof tiles to ensure the wire rope runs as close as possible to the roof, netting zips to maintain accessibility behind netting at all times and net repair twine, to touch up any small tears that may appear in the net over a prolonged period of time.

For any other specialist products that are not listed please contact our sales team on 0845 6020806



Slate Brackets



Net Zip



Net Repair Twine

| Product No. | Description | Unit |
|-------------|--------------------|---------|
| NF192 | Slate Brackets | pack 10 |
| NF194 | Net Zip - 1m White | each |
| NF197 | Net Zip - 2m White | each |
| NF195 | Net Zip - 1m Stone | each |
| NF198 | Net Zip - 2m Stone | each |
| NF193 | Net Zip - 1m Black | each |
| NF196 | Net Zip - 2m Black | each |
| NF199 | Net Repair Twine | each |

Netting Kits

Our budget netting kits come complete with everything required to professionally and efficiently install your net. Included in the kits are: Netting - either 75mm Seagull, 50mm Pigeon, 28mm Starling or 19mm Sparrow in 5m x 5m or 10m x 10m



5m x 5m Netting Kits

75mm Seagull

50mm Pigeon

28mm Starling

19mm Sparrow

Fixings

50m Wire Rope
Barrell Strainers x 4
Screw Eyes & Wall Plugs x 30
Corner Eye Bolts x 4
Wire Rope Grips x 10
Cable Ties x 10
Hog Ring Staples x 400

Tools

Sprung Net Shears
Wire Rope Cutters
Wire Rope Grip Nut Spinner
Hog Ring Stapler
6mm Straight Shank Drill Bit
10mm Straight Shank Drill Bit

Fixings

50m Wire Rope
Barrell Strainers x 4
Screw Eyes & Wall Plugs x 30
Corner Eye Bolts x 4
Wire Rope Grips x 10
Cable Ties x 10
Hog Ring Staples x 500

Tools

Sprung Net Shears
Wire Rope Cutters
Wire Rope Grip Nut Spinner
Hog Ring Stapler
6mm Straight Shank Drill Bit
10mm Straight Shank Drill Bit

Fixings

50m Wire Rope
Barrell Strainers x 4
Screw Eyes & Wall Plugs x 60
Corner Eye Bolts x 4
Wire Rope Grips x 10
Cable Ties x 10
Hog Ring Staples x 900

Tools

Sprung Net Shears
Wire Rope Cutters
Wire Rope Grip Nut Spinner
Hog Ring Stapler
6mm Straight Shank Drill Bit
10mm Straight Shank Drill Bit

Fixings

50m Wire Rope
Barrell Strainers x 4
Screw Eyes & Wall Plugs x 90
Corner Eye Bolts x 4
Wire Rope Grips x 10
Cable Ties x 10
Hog Ring Staples x 1300

Tools

Sprung Net Shears
Wire Rope Cutters
Wire Rope Grip Nut Spinner
Hog Ring Stapler
6mm Straight Shank Drill Bit
10mm Straight Shank Drill Bit

| Product No. | Description | Unit |
|-------------|---------------------------------|------|
| NETKIT755X5 | 75mm Seagull Net Kit - 5m x 5m | each |
| NETKIT505X5 | 50mm Pigeon Net Kit - 5m x 5m | each |
| NETKIT285X5 | 28mm Starling Net Kit - 5m x 5m | each |
| NETKIT195X5 | 19mm Sparrow Net Kit - 5m X 5m | each |

10m x 10m Netting Kits

75mm Seagull

50mm Pigeon

28mm Starling

19mm Sparrow

Fixings

50m Wire Rope
Barrell Strainers x 4
Screw Eyes & Wall Plugs x 50
Corner Eye Bolts x 4
Wire Rope Grips x 10
Cable Ties x 10
Hog Ring Staples x 800

Tools

Sprung Net Shears
Wire Rope Cutters
Wire Rope Grip Nut Spinner
Hog Ring Stapler
6mm Straight Shank Drill Bit
10mm Straight Shank Drill Bit

Fixings

50m Wire Rope
Barrell Strainers x 4
Screw Eyes & Wall Plugs x 50
Corner Eye Bolts x 4
Wire Rope Grips x 10
Cable Ties x 10
Hog Ring Staples x 1000

Tools

Sprung Net Shears
Wire Rope Cutters
Wire Rope Grip Nut Spinner
Hog Ring Stapler
6mm Straight Shank Drill Bit
10mm Straight Shank Drill Bit

Fixings

50m Wire Rope
Barrell Strainers x 4
Screw Eyes & Wall Plugs x 100
Corner Eye Bolts x 4
Wire Rope Grips x 10
Cable Ties x 10
Hog Ring Staples x 1800

Tools

Sprung Net Shears
Wire Rope Cutters
Wire Rope Grip Nut Spinner
Hog Ring Stapler
6mm Straight Shank Drill Bit
10mm Straight Shank Drill Bit

Fixings

50m Wire Rope
Barrell Strainers x 4
Screw Eyes & Wall Plugs x 170
Corner Eye Bolts x 4
Wire Rope Grips x 10
Cable Ties x 10
Hog Ring Staples x 2500

Tools

Sprung Net Shears
Wire Rope Cutters
Wire Rope Grip Nut Spinner
Hog Ring Stapler
6mm Straight Shank Drill Bit
10mm Straight Shank Drill Bit

| Product No. | Description | Unit |
|---------------|-----------------------------------|------|
| NETKIT7510X10 | 75mm Seagull Net Kit - 10m x 10m | each |
| NETKIT5010X10 | 50mm Pigeon Net Kit - 10m x 10m | each |
| NETKIT2810X10 | 28mm Starling Net Kit - 10m x 10m | each |
| NETKIT1910X10 | 19mm Sparrow Net Kit - 10m x 10m | each |

Fixing Kits

This budget fixing kit contains all fixings for a cost-effective installation, saving you 10% off the individual fixing costs.

Included in the Budget kit is:


Corner Eye bolts x 4
Screw Eyes & Wall Plugs x 50
Masonry Drill Bits
Wire Rope - 50m Roll
Wire Rope Grips x 20
Hog Ring Staples x 2500
Netting Corner Ties x 100

Product No. NF123

Included in the Professional Kit is:

Corner Eye bolts x 4
Screw Eyes & Wall Plugs x 50
Masonry Drill Bits
Wire Rope - 50m Roll
Copper Ferrules x 100
Hog Ring Staples x 2500
Netting Corner Ties x 100

Product No. NF0872



| Product No. | Description | Unit |
|-------------|-----------------------------|------|
| NF127 | Budget Net Fixing Kit | each |
| NF126 | Professional Net Fixing Kit | each |

Tool Kits

This budget tool kit contains all necessary tools to install your net, saving you 10% off the individual tool costs.

Included in the budget kit is:


Budget Cutters
Wire Rope Grip Nut Spinner
Hog Ring Stapler
Sprung Net Shears

Product No. NTK075

Included in the Professional Kit is:

Felco Cutters
Ratchet Crimp Tool
Hog Ring Stapler
Sprung Net Shears

Product No. NTK076



| Product No. | Description | Unit |
|-------------|---------------------------|------|
| NT158 | Budget Net Tool Kit | each |
| NT157 | Professional Net Tool Kit | each |